

Home Ditty Sheets 1–28

Use these Ditty Sheets when your child can read all the Set 1 Speed Sounds and can sound blend.

Try to read one or two Ditties each day.

How to use these Ditties

These Ditty Sheets are designed to send home once children have read the corresponding Photocopy Ditty in class.

Ensure parents understand how to support their children with reading the Ditties – a summary is included on each Ditty Sheet.

Ditty Sheets – progression

Ditty	Speed Sounds covered	Green Words	Red Words
1: I get a rod	a s d t i n g o e r	and sit get rod net	I
2: I can	a n p g o c u h r j	jog hop can run hug	I
3: pens	a d t i n p g b e r	get bad red big pen	I
4: pets	a d t n g o c u b e h	can tag get hut dog cat hen bed	I
5: zig and zag	m a d t i n p g u r z	run and zag tap zig tag am it	I
6: the big bag	m a s t i n p g c u b	in bat big map bag is bun cap	<u>the</u>
7: pop	a s d t i n p g o	not got sip pop dad did dog	I <u>the</u>
8: tag	m a s d t i n g	is dad it nan am tag	I

9: in the sun	m a s t i n g o u e h	hat mat on sit sun get net in	I <u>the</u>
10: in the pan	m a s t i n p g u b	sit pan mug sip big in	I <u>the</u>
11: jam	m a t n p g o u b e j	tub get pot jam pan	I of
12: put it on	a s t i n p g o c u f e h	get is top on cat hat fun it put	I
13: the pup	a s d t i n p o c u b e l y	den pup can sit in yes lap on bed	<u>the</u> my no
14: a cat with a hat	a d t i n p o c l h w <u>th nk ll</u>	<u>with</u> <u>doll</u> <u>pink</u> hat pan lid cat top	
15: I get a hat	a s t i n p g o u b e h <u>sh</u>	<u>shop</u> <u>shut</u> bus hat bag on but get is	I <u>the</u>
16: a man and a dog	m a s d t i n p g o	tin man dog map pot pan and digs	<u>the</u>
17: naps	m a s d t i n p g o c u b	in cat on bus dog mat nan pot naps	<u>the</u>

18: pup in the mud	m s d t i n p o u b	pup mud tub mop up in tut sits	I <u>the</u>
19: a cub sits	m a s d t i n p g o c k u b	in cub mud sun pup kit bin on digs sits naps	<u>the</u>
20: my dad	m a s d t i n g o u b e l h r v	hat sun dad van has red big tum and got lots hugs	my of
21: a cut	m a s d t i n g o c u b e l h	cut sob am hug sad big on leg mum dabs	I <u>the</u> my
22: up the hill	m a s d t i n p g o u b h r j w <u>qu ck ll</u>	<u>hill</u> <u>quick</u> dad mum but win am up run jogs	I <u>the</u>
23: in the bath	a s d t i n p o u b f e l r w <u>sh th ng ck</u>	<u>ship</u> <u>bath</u> <u>long</u> <u>fish</u> in red fat and wet <u>ducks</u>	<u>the</u> me
24: packing	a s d t n p o c e v <u>ck</u>	<u>pack</u> ted vest can pants <u>socks</u>	I my
25: a big black dog	a s d t i n p g o u b f e l w x <u>ck ff</u>	<u>black</u> <u>wuff</u> big dog in soft bed six and pups	

26: the bug	a i n g o u b e l r <u>ch ss ff zz</u>	buzz <u>chin off</u> grass bin leg bug on	<u>the</u> my
27: a pink fish	m a s d t i n p o b f e l r w <u>sh ng nk ck</u>	pink fish <u>flash along</u> <u>black</u> its red as it pond in swims fins	<u>the</u>
28: a fat frog	m a s d t i n p g o k u b f e l r j <u>sh nk ck</u>	splash <u>bank</u> fat its and from it pond frog in <u>kicks</u> legs jumps lands	<u>the</u>

Ditty 1: I get a rod

Speed Sounds – read the sounds (not the letter name)

g r t e a o d n s i

Green Words – read these words by blending the sounds together

and sit get rod net

Red Words – read these words but tell your child the word if they get stuck

I

I get a rod

I get a net

I sit and I sit



Remember not to read the Ditty to your child first.
As your child reads the Ditty, be patient and give your child plenty of praise.

Ditty 2: I can

Speed Sounds – read the sounds (not the letter name)

j o u a n h r g p c

Green Words – read these words by blending the sounds together

jog hop can run hug

Red Words – read these words but tell your child the word if they get stuck

I

I can hop

I can jog

I can run

I can hug



Remember not to read the Ditty to your child first.
As your child reads the Ditty, be patient and give your child plenty of praise.

Ditty 3: pens

Speed Sounds – read the sounds (not the letter name)

g d a e t p n i r b

Green Words – read these words by blending the sounds together

get bad red big pen

Red Words – read these words but tell your child the word if they get stuck

I

I get a big pen

I get a red pen

I get a bad pen



Remember not to read the Ditty to your child first.
As your child reads the Ditty, be patient and give your child plenty of praise.

Ditty 4: pets

Speed Sounds – read the sounds (not the letter name)

t h o g d e c b n u a

Green Words – read these words by blending the sounds together

can tag get hut dog cat hen bed

Red Words – read these words but tell your child the word if they get stuck

I

I can get
a dog tag
a cat bed
a hen hut



Remember not to read the Ditty to your child first.
As your child reads the Ditty, be patient and give your child plenty of praise.

Ditty 5: zig and zag

Speed Sounds – read the sounds (not the letter name)

t r n z g a d p m u i

Green Words – read these words by blending the sounds together

run and zag tap zig tag am it

Red Words – read these words but tell your child the word if they get stuck

I

I run

I zig and zag

I run

tap and tag

I am it

run run run



Remember not to read the Ditty to your child first.
As your child reads the Ditty, be patient and give your child plenty of praise.

Ditty 6: the big bag

Speed Sounds – read the sounds (not the letter name)

m n b g a i u t p c s

Green Words – read these words by blending the sounds together

in bat big map bag is bun cap

Red Words – read these words but tell your child the word if they get stuck

the

in the big bag is

a bun

a bat

a map

a cap



Remember not to read the Ditty to your child first.
As your child reads the Ditty, be patient and give your child plenty of praise.

Ditty 7: pop

Speed Sounds – read the sounds (not the letter name)

a g t p n s d o i

Green Words – read these words by blending the sounds together

not got sip pop dad did dog

Red Words – read these words but tell your child the word if they get stuck

I the

I got pop

dad got a sip

the dog did not



Remember not to read the Ditty to your child first.
As your child reads the Ditty, be patient and give your child plenty of praise.

Ditty 8: tag

Speed Sounds – read the sounds (not the letter name)

t a s d g n m i

Green Words – read these words by blending the sounds together

is dad it nan am tag

Red Words – read these words but tell your child the word if they get stuck

I

tag

dad is it

tag

nan is it

tag

I am it



Remember not to read the Ditty to your child first.
As your child reads the Ditty, be patient and give your child plenty of praise.

Ditty 9: in the sun

Speed Sounds – read the sounds (not the letter name)

h s n t i u o a m g e

Green Words – read these words by blending the sounds together

hat mat on sit sun get net in

Red Words – read these words but tell your child the word if they get stuck


I the

I sit in the sun

I sit on a mat

I get a sun hat

I get a net



Remember not to read the Ditty to your child first.
As your child reads the Ditty, be patient and give your child plenty of praise.

Ditty 10: in the pan

Speed Sounds – read the sounds (not the letter name)

s n p u a m g t b i

Green Words – read these words by blending the sounds together

sit pan mug sip big in

Red Words – read these words but tell your child the word if they get stuck

the I

in the pan

in the big mug

I sit

I sip



Remember not to read the Ditty to your child first.
As your child reads the Ditty, be patient and give your child plenty of praise.

Ditty 11: jam

Speed Sounds – read the sounds (not the letter name)

b t e g a o j m n u p

Green Words – read these words by blending the sounds together

tub get pot jam pan

Red Words – read these words but tell your child the word if they get stuck

I of

I get a pot of jam

I get a tub of jam

I get a pan of jam



Remember not to read the Ditty to your child first.
As your child reads the Ditty, be patient and give your child plenty of praise.

Ditty 12: put it on

Speed Sounds – read the sounds (not the letter name)

o s p n t u i h g e c a f

Green Words – read these words by blending the sounds together

get is top on cat hat fun it put

Red Words – read these words but tell your child the word if they get stuck

I

I put on a top

I put on a hat

I get a cat

it is fun



Remember not to read the Ditty to your child first.
As your child reads the Ditty, be patient and give your child plenty of praise.

Ditty 13: the pup

Speed Sounds – read the sounds (not the letter name)

n c a u p t i s d e y o l b

Green Words – read these words by blending the sounds together

den pup can sit in yes lap on bed

Red Words – read these words but tell your child the word if they get stuck


the my no

can the pup sit in my den?

yes

can the pup sit on my lap?

yes



can the pup sit on my bed?

no

Remember not to read the Ditty to your child first.
As your child reads the Ditty, be patient and give your child plenty of praise.

Ditty 14: a cat with a hat

Speed Sounds – read the sounds (not the letter name)

ll nk th l a c t i h p n d o w

Green Words – read these words by blending the sounds together

with doll pink hat pan lid cat top

a cat with a top hat

a pan with a lid

a doll with a pink hat



Remember not to read the Ditty to your child first.
As your child reads the Ditty, be patient and give your child plenty of praise.

Ditty 15: I get a hat

Speed Sounds – read the sounds (not the letter name)

sh g i e t a h b s n u o p

Green Words – read these words by blending the sounds together

shop shut bus hat bag on but get is

Red Words – read these words but tell your child the word if they get stuck

I the

I get a hat

I get a bag

I get on a bus

but the shop is shut



Remember not to read the Ditty to your child first.
As your child reads the Ditty, be patient and give your child plenty of praise.

Ditty 16: a man and a dog

Speed Sounds – read the sounds (not the letter name)

i a m n g p d s t o

Green Words – read these words by blending the sounds together

tin man dog map pot pan and

dig digs

Red Words – read these words but tell your child the word if they get stuck

the

a man and a dog and a map

the dog digs

a pot

a tin

a pan



Remember not to read the Ditty to your child first.
As your child reads the Ditty, be patient and give your child plenty of praise.

Ditty 17: naps

Speed Sounds – read the sounds (not the letter name)

s n i a g c t d p m b u o

Green Words – read these words by blending the sounds together

in cat on bus dog mat nan pot

nap naps

Red Words – read these words but tell your child the word if they get stuck

the

a dog naps on the mat

nan naps on the bus

a cat naps in the pot



Remember not to read the Ditty to your child first.
As your child reads the Ditty, be patient and give your child plenty of praise.

Ditty 18: pup in the mud

Speed Sounds – read the sounds (not the letter name)

u t b d p s n m o i

Green Words – read these words by blending the sounds together

pup mud tub mop up in tut

sit sits

Red Words – read these words but tell your child the word if they get stuck

the I

pup sits in the mud

tut tut

pup sits in the tub

I mop up the mud



Remember not to read the Ditty to your child first.
As your child reads the Ditty, be patient and give your child plenty of praise.

Ditty 19: a cub sits

Speed Sounds – read the sounds (not the letter name)

c a u b s o i g m t n p d k

Green Words – read these words by blending the sounds together

in cub mud sun pup kit bin on

dig digs sit sits nap naps

Red Words – read these words but tell your child the word if they get stuck

the

a cub sits in the sun

a pup digs in the mud

a kit naps on the bin



Remember not to read the Ditty to your child first.
As your child reads the Ditty, be patient and give your child plenty of praise.

Ditty 20: my dad

Speed Sounds – read the sounds (not the letter name)

m n d a h s g t l o r e
b i u v

Green Words – read these words by blending the sounds together

hat sun dad van has red big tum
and got
lot lots hug hugs

Red Words – read these words but tell your child the word if they get stuck

my of

my dad has got

a red van

a sun hat

a big tum

and lots of hugs



Remember not to read the Ditty to your child first.
As your child reads the Ditty, be patient and give your child plenty of praise.

Ditty 21: a cut

Speed Sounds – read the sounds (not the letter name)

e a b n d l t c s m i u g h o

Green Words – read these words by blending the sounds together

cut sob am hug sad big on leg mum
dab dabs

Red Words – read these words but tell your child the word if they get stuck

I the my

a cut on my leg

sob

I am sad

mum dabs the cut

big hug



Remember not to read the Ditty to your child first.
As your child reads the Ditty, be patient and give your child plenty of praise.

Ditty 22: up the hill

Speed Sounds – read the sounds (not the letter name)

qu ck ll g b d a j s u h p i
m t r n w o

Green Words – read these words by blending the sounds together

hill quick dad mum but win am
up run
jog jogs

Red Words – read these words but tell your child the word if they get stuck

the I

dad jogs up the hill

mum jogs up the hill

but I run

I am quick

I win



Remember not to read the Ditty to your child first.
As your child reads the Ditty, be patient and give your child plenty of praise.

Ditty 23: in the bath

Speed Sounds – read the sounds (not the letter name)

ng th sh ck s n b a w r e o
p f t u i d l

Green Words – read these words by blending the sounds together

ship bath long fish in red fat and wet
duck ducks

Red Words – read these words but tell your child the word if they get stuck

the me

in the bath

1 red ship

2 fat ducks

3 long fish

and a wet me



Remember not to read the Ditty to your child first.
As your child reads the Ditty, be patient and give your child plenty of praise.

Ditty 24: packing

Speed Sounds – read the sounds (not the letter name)

ck a p s t n o c v d e

Green Words – read these words by blending the sounds together

pack ted vest can pants

sock socks

Red Words – read these words but tell your child the word if they get stuck

my I

pack my vest

pack my pants

pack my socks

can I pack my ted?



Remember not to read the Ditty to your child first.
As your child reads the Ditty, be patient and give your child plenty of praise.

Ditty 25: a big black dog

Speed Sounds – read the sounds (not the letter name)

ff ck l b i x g d a o n s p
u t e w f

Green Words – read these words by blending the sounds together

blackck wuffff big dog in soft bed
six and
pup pups

a big blackck dog

and six blackck pups

in a soft bed

wuffff wuffff



Remember not to read the Ditty to your child first.
As your child reads the Ditty, be patient and give your child plenty of praise.

Ditty 26: the bug

Speed Sounds – read the sounds (not the letter name)

ch ff zz ss n u g i r a o l b e

Green Words – read these words by blending the sounds together

buzz chin off grass bin leg bug on

Red Words – read these words but tell your child the word if they get stuck

the my

the bug

buzz buzz

on the grass

on the bin

on my leg

on my chin

buzz off



Remember not to read the Ditty to your child first.
As your child reads the Ditty, be patient and give your child plenty of praise.

Ditty 27: a pink fish

Speed Sounds – read the sounds (not the letter name)

nk sh ng ck d w a p r i f o s
m t e n l b


Green Words – read these words by blending the sounds together

pink fish flash along black its red
as it pond in
swim swims fin fins

Red Words – read these words but tell your child the word if they get stuck

the

a pink fish swims
its red fins flash
as it swims along
in the black pond



Remember not to read the Ditty to your child first.
As your child reads the Ditty, be patient and give your child plenty of praise.

Ditty 28: a fat frog

Speed Sounds – read the sounds (not the letter name)

ck nk sh j a f t p b r o g k
i s l n d u m e

Green Words – read these words by blending the sounds together

splash bank fat its and from it
pond frog in
kick kicks leg legs jump jumps
land lands

Red Words – read these words but tell your child the word if they get stuck

the

a fat frog kicks its legs

and jumps from the bank

it lands in the pond

splash



Remember not to read the Ditty to your child first.
As your child reads the Ditty, be patient and give your child plenty of praise.